



THE UNIVERSITY *of* EDINBURGH



# Social Responsibility and Sustainability

Report 2017/2018



**Social Responsibility  
and Sustainability**



# Foreword



We began the year by announcing full divestment from fossil fuels over the next three years, and ended by winning the 'Sustainability Institution of the Year' at the Green Gown Awards Ceremony for our pioneering work across a diverse range of the University's activities. We were thrilled to pick up the award on behalf of so many staff, students and alumni, working together to make a significant, sustainable and socially responsible contribution to society.

In the coming year, we will be delivering projects to encourage even more reuse across the staff and student community, provide students with further extra-curricular opportunities to engage with sustainability issues, refresh our approaches to community engagement and biodiversity, and continue work to support social enterprises.

**Dave Gorman**  
Director of Social Responsibility and Sustainability

The University's definition of Social Responsibility & Sustainability includes:

- Climate change
- Sustainable estates
- Sustainable procurement
- Responsible investment
- Fair employer
- Community engagement
- Widening participation
- Research and public engagement
- Learning and teaching

We're saving paper by printing only the highlights.

Read the full report online at: [www.ed.ac.uk/sustainability/report](http://www.ed.ac.uk/sustainability/report)  
It can be made available in alternative formats on request.

Department for Social Responsibility & Sustainability, The Boilerhouse High School Yards, EH1 1LT  
SRS.Department@ed.ac.uk  
+44 (0)131 651 3000

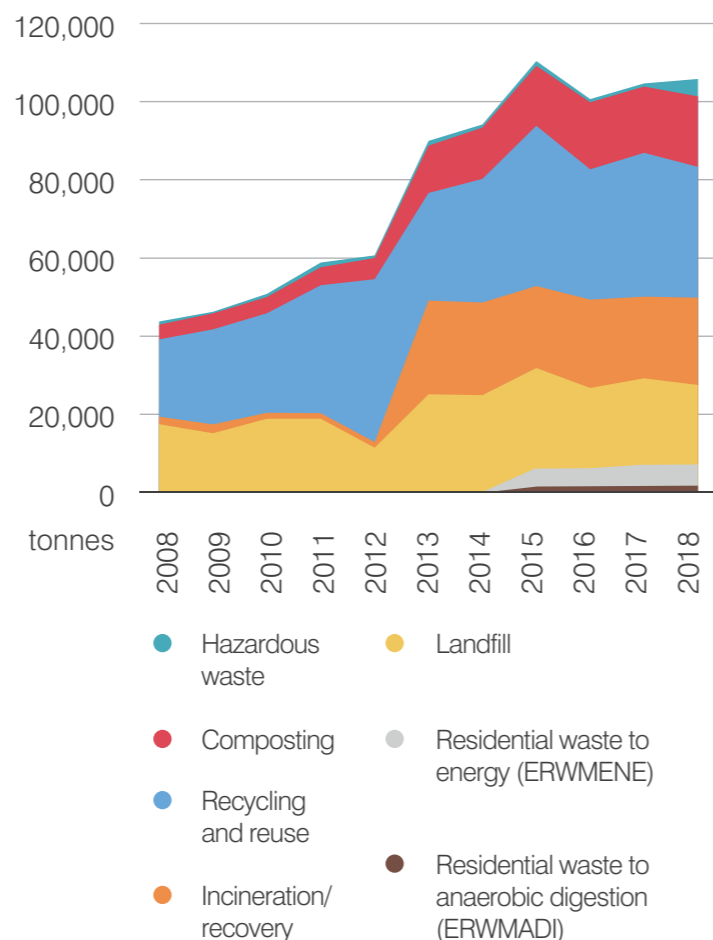
[www.ed.ac.uk/sustainability](http://www.ed.ac.uk/sustainability)

100% recycled paper, printed using vegetable inks

© The University of Edinburgh 2019

The University of Edinburgh is a charitable body registered in Scotland, with registration number SC005336.

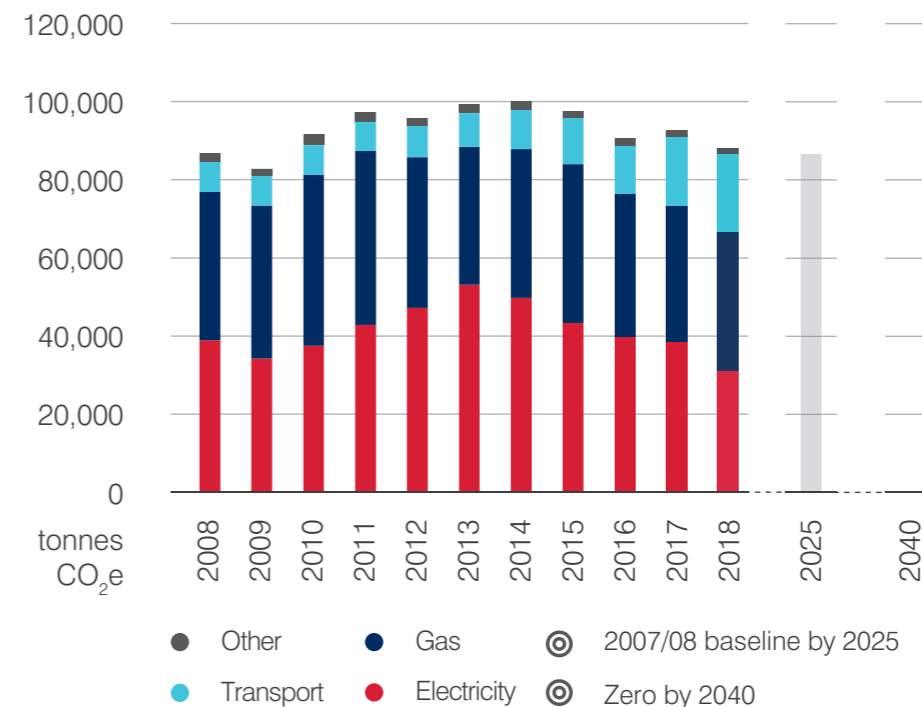
## Waste and recycling



The scope of this graph includes waste from our academic estate; University-managed student accommodation and catering at Pollock Halls; and University-managed self-catered student accommodation from across the city.

Currently 99% of all University waste is diverted from landfill, but when data from University-managed self-catered student accommodation is included, landfill waste rises from 1% to 19%. This is not included within strategic targets, as this waste is not within our operational control.

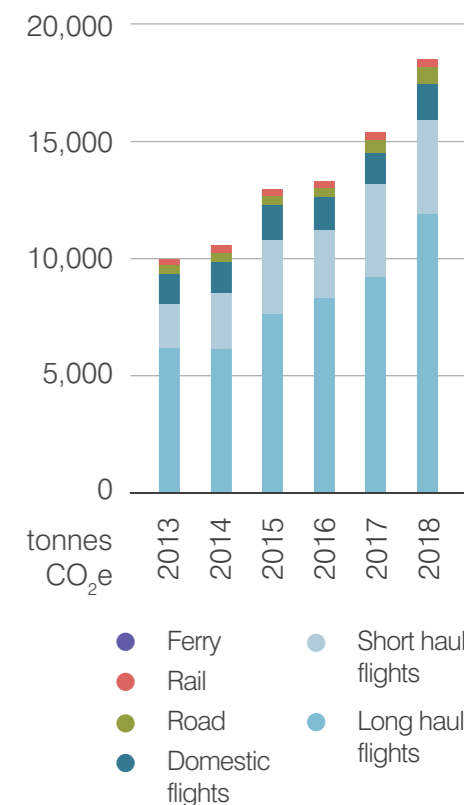
## Carbon footprint



## SDG Accord

The University and Students' Association signed the Sustainable Development Goals Accord in 2017. We report against the SDGs annually; find out more in our full report online.

## Business travel



**47 per cent** of the University's procurement spend was with small and medium size enterprises. Total procurement spend in 2017/18 was £312.5 million.

**£1.5 million** investment in social enterprises.

The University has stepped up its commitment to paying a living wage, stemming from its recent accreditation as a Living Wage employer.

In May 2018, the University of Edinburgh hosted the second Planetary Health Conference.



**11,689 hours** of volunteering time completed by students through the Volunteering Service at the Students' Association.

**£90,000+** awarded to community-led projects with Edinburgh Local Community Grants.

New Widening Participation Strategy launched this year.

**15 years** of support for ethical and responsible purchasing, marked by the University of Edinburgh and Edinburgh University Students' Association receiving a two-star Fairtrade Award in 2018.

Carbon	Performance Indicator	Target	2017-18 progress	Progress
Climate Change Strategy 2016-2026	We will reduce our emissions of carbon per £ million turnover by 50% from a 2007/8 baseline year by 2025.	<b>78 tCO<sub>2</sub>e</b> per £M turnover.	<b>89.4 tCO<sub>2</sub>e</b> per £M turnover.	
	We will return our carbon emissions to 2007/08 baseline year levels by 2025.	<b>86,707 tCO<sub>2</sub>e</b>	<b>87,985 tCO<sub>2</sub>e</b>	
	We will become a net zero carbon university by 2040.	<b>0 tCO<sub>2</sub>e</b>	<b>87,985 tCO<sub>2</sub>e</b>	
<b>Energy</b>				
Sustainable Campus Fund	Sustainable Campus Fund financial savings.	<b>£514,000</b> (by end of July 2018).	<b>£370,000</b>	
	Sustainable Campus Fund tCO <sub>2</sub> e savings.	<b>2,813 tCO<sub>2</sub>e</b> (by end of July 2018).	<b>1,327 tCO<sub>2</sub>e</b>	
<b>Waste</b> The scope of the waste performance indicator excludes University-managed self-catered student accommodation				
Waste Strategy 2018/19 – 2022/23	Maintain percentage diverted from landfill.	<b>99%</b> of waste diverted from landfill.	<b>99%</b>	
<b>Sustainable Procurement</b>				
Procurement Strategy 2016-21	% spend on SME.	Monitoring only.	<b>46%</b>	
<b>Widening Participation</b>				
Widening Participation Strategy	% full time, Scottish undergraduate entrants from MD20 and MD40 categories of the Scottish Index of Multiple Deprivation.	Target - MD20 at least <b>10%</b> of entrants by 2020-21 (2016/17: 7.1%), rising to <b>10%</b> of population by 2023/24.	MD20: <b>8.2%</b> MD40: <b>19.3%</b>	
<b>Equality and Diversity</b>				
Equality and Diversity	Grade 9 and 10 Gender Profile.	Grade 10 to mirror Grade 9 gender profile.	Female : Male Grade 9 <b>40</b> : <b>60</b> Grade 10 <b>27</b> : <b>73</b>	
	Staff age profile (%): Professional services staff aged under 25.	Upward trend.	<b>11%</b>	
	Staff age profile (%): Academic staff aged under 40.	Upward trend.	<b>48%</b>	
<b>Community Engagement</b>				
Community Engagement Strategy	Community Grants awarded.	Increase engagement between the University and local communities. Have a positive social impact. Create learning opportunities.	Over <b>£90,000</b> grants provided to local organisations.	
	Digital Ambassadors - student volunteers recruited.	Upward trend.	<b>70</b> students recruited.	

Indicators on a further range of areas will be included in next year's report